

Mtwara Gas Project Conflict: Impacts on Local Communities' Socio-economic Activities (Part 1)

Mwesiga Thobias¹, Mikova Kseniia^{2,*}

¹Planner and Natural Resource Management Consultant, Dodoma, Tanzania

²Department of Geography and Environmental Studies, University of Dodoma, Dodoma, Tanzania

Email address:

mwesigathobias@gmail.com (M. Thobias), mikovak@yandex.ru (M. Kseniia)

*Corresponding author

To cite this article:

Mwesiga Thobias, Mikova Kseniia. Mtwara Gas Project Conflict: Impacts on Local Communities' Socio-economic Activities (Part 1). *Social Sciences*. Vol. 6, No. 3, 2017, pp. 63-72. doi: 10.11648/j.ss.20170603.11

Received: April 5, 2017; **Accepted:** April 20, 2017; **Published:** June 3, 2017

Abstract: The study investigated the impact of the gas project conflict on local community socio-economic activities in Mtwara Municipality. Natural resources conflict in study area arises mainly due to the disagreement of parties about benefit sharing. The conflict resulted in various negative impacts affecting the local community, including food insecurity, reduction of the economic activities and as result loss of income. Public offices, private agencies, schools, hospitals and other business did not operate because of the unrest and conflict that some business owners were engaged in. Conflicts impacts negatively on community because residents did not perform their income generating activities regularly due to fear of violators and the police/army forces operations. Some residents hid in forests in order to stay alive. All this led to significant income loss and the majority of the respondents perceived that they were not able to attain their basic needs. This implies that the particular conflict had a great impact on the socio-economic activities of community which further affected the normal living standards. Moreover, the gas conflict negatively impacted on women and children as was claimed by all respondents.

Keywords: Natural Resources, Conflict, Socio-economic Activities, Mtwara

1. Introduction

Globally, natural resource conflicts arise when parties disagree about the management, distribution and protection of natural resources and related ecosystems. These conflicts can escalate into destructive relations and violence when the parties are unable or unwilling to engage in a constructive dialogue process and conflict resolution. Societies lacking the institutional arrangements that facilitate constructive conflict resolution can be drawn into intractable cycles of conflict and violence, particularly where political systems are fragile, and in the situations where divisions between opposing parties are extreme [1]. The discovery and production of natural resources like oil, gas, diamond, and other minerals on a commercial scale in different parts of the world have both opportunities and challenges. One of the global challenges in the natural gas and oil is the occurrence of conflicts which result into impacts on the local community's social and economic activities [2].

In Africa, natural resource conflict takes place in different parts where, for example in Nigeria, the negative impact of oil and gas has severely affected the traditional means of social and economic activities and created a propensity for conflict and violence. Oil-related activities have affected people's socio-economic activities and income generation of local community members, food security, personal security, and physical, heart attack and mental health as a result of stress due to the impact of conflict [3]. Oil-related violence in Nigeria is linked to an 'economy of violence' characterized by hostage taking of oil company employees and attacks on installations. These actions are often carried out by disenfranchised, armed and unemployed youth militias [4]. Land scarcity and the lack of jobs have also induced internal migration and overpopulation in many Niger Delta states. Coupled with preexisting ethnic and religious tensions, the situation has resulted in extremely volatile intercommunity relations within the oil-producing regions [5]. Between 1966 and 1998, the Nigerian presidency changed hands, nine times, all but one of them through military coups. The state,

therefore, did not enjoy the stability necessary to manage revenues and allocate them equitably and efficiently to address horizontal inequalities [5]. The oil and gas crisis in Syria has affected life of the local people, where 12.2 million people are now in need of humanitarian assistance. Multiple displacements of people and offices, instability, disruption to agriculture and many social and economic activities, hyper-inflation and the destruction of infrastructure are outbreaks of oil and gas conflicts [6]. In Sudan, the petroleum industry accounted for over 90 percent of export proceeds. Moreover, the main root causes of the civil war were related to the inequitable sharing of resources. The civil war was fuelled by feelings of economic and political marginalization, deprivation and disfranchisement by the Southern Sudanese population [7]. Compared with Northern Sudan, Southern Sudan has lower levels of infrastructure investment, less developed Agriculture and weaker trade linkages, despite a greater resource base [8]. The central government also decided to locate an oil refinery in the North, and not in the South, where oil is produced. The South took these measures as a repudiation of the 1972 peace agreement and as a prolongation of economic disfranchisement. The oil revenue sharing agreement remained a major bone of contention – primarily over fairness, transparency and management. The fact that oil resources in the North were not shared equally was deemed unfair. Southerners highlight the lack of transparency on the part of the government and the multinational companies in reporting the true revenue figures. By some accounts, deliberate under-reporting has been as high as 27 percent. This undermines the 'equal-wealth'-sharing agreement. The fact that the various peace agreements were essentially wealth-sharing agreements serves as a measure of the magnitude of the problem [9].

In Tanzania the official announcement of the large reserves of gas deposits in Mtwara District was in 2012. At the end of

2012 and the beginning of 2013, the local community of Mtwara started to show their opposition to construction of the pipeline and, finally, they picked to strike on the premise that the transportation of the natural gas to Dar-es-Salaam would not benefit the southern regions [10]. Their opposition against the government pushed the government to use force to stop the violence. During that time, some residents lost their lives, and some of properties were destroyed and socio-economic activities were affected [11]. The civil discontent expressed in riotous demonstrations which took place in Mtwara Region were motivated by similar fears, as elsewhere, of being marginalized and left out of the new gas economy.

This article assesses the impact of the conflict that brought many challenges to local community's socio-economic activities and remained undocumented. It was thought that documentation of the socio-economic effects of the conflict's would help to raise awareness about the impacts of conflicts among the community members in Mtwara and elsewhere.

2. Materials and Methods

2.1. The Study Area

Mtwara Municipality is located in Mtwara Region which is one of the twenty (20) regions of Tanzania Mainland. It is the southernmost Region. It lies between longitudes 38° and 40° 30" East of Greenwich. It is also situated between latitudes 10° 05" and 11° 25" South of the Equator. It borders Lindi Region to the North, the Indian Ocean to the East and is separated by the Ruvuma River from Mozambique in the South. To the West, it borders Ruvuma Region which occupies 16,720 km² or 1.9% of Tanzania Mainland which in turn the area of 885,987 sq. km. It is the second smallest region after Kilimanjaro. The Region is divided in districts [11].

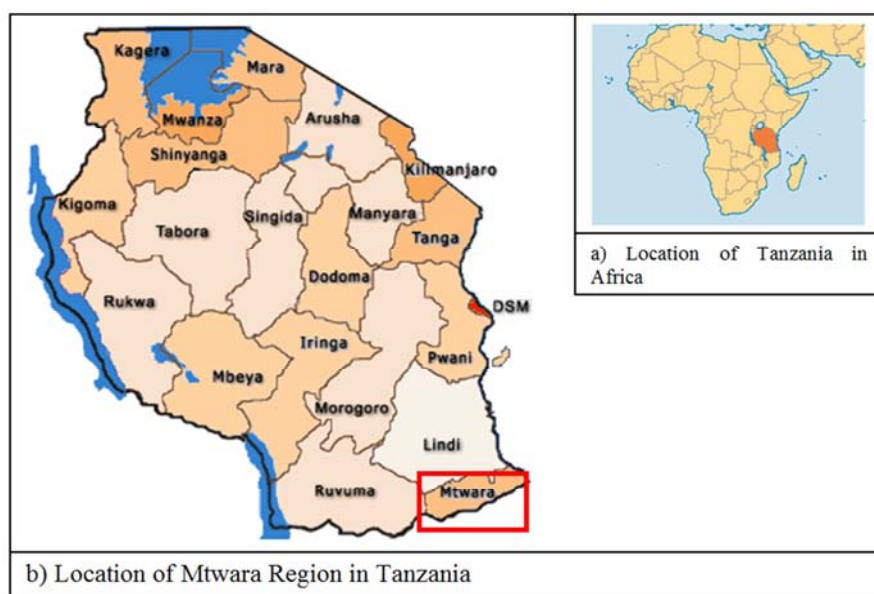


Figure 1. Location of Mtwara Region in Tanzania.

The study was conducted in Mtwara Municipality. Two villages within the Municipality, namely Kagera and Magengeni were selected for study. The selection of the villages was based on the criterion that the two are from different wards. Magengeni Village is located in Mikindani Ward and Kagera Village is located in Magomeni Ward. The criterion for the selection of these villages was the intensity of the conflict. In those villages communities were more affected than in other areas within the Municipality.

2.2. Target Population

The targeted population included the members of the selected communities who were affected by the gas project conflict. Particularly, the households and key informants involved into conflict were selected due to their experience about it. Among the key informants were village executive officers; villages chair person, regional gas project coordinator, and gas officers from TPDC (Tanzania Petroleum Development Company). That target population was sufficient in providing all needed information about the conflict.

2.2.1. Unit of Analysis

The unit of analysis for this study was the households who were affected by the gas project conflict in Mtwara Municipality in the year 2012-2013.

2.2.2. Parameters of Interest

In this study, the respondents age ranged from 22 years and above because at the time of the conflict eruption in 2012-2013, respondents were 18 years old and above. Respondents regarded as mature enough to provide proper explanations about the conflict, since the age 18 and above and considered as starting age for working class in Tanzania [12].

2.3. Data Collection

Household questionnaire surveys. A pre-designed questionnaire was used to obtain information concerning the impact of the gas conflict on socio-economic activities. This questionnaire comprised of both open and closed-ended questions. Respondents were assessed in how they differ in perceiving things. The Yamane formula [13] was employed to calculate the sample size from the total population of the study.

At the total number of households 1,593 and sampling error of 10% the estimated sample size was 98 households. The sample size distribution among villages was computed proportionally to the population presented in villages and covered 66 households in Kagera and 32 households in Magengeni villages. Simple random sampling was conducted by using the list of the households affected by the conflict provided by the village executive officers of each village. The selection of numbers was done randomly to meet the target of constituting the sample.

Interviews. Purposive sampling was used to select individuals who were conversant with the research problem. These were people who were deemed to be experienced and knowledgeable enough to provide relevant information for the study. The key informants who participated in the study included the 2 ward executive officers, 2 village executive officers, 2 village chair persons, 1 regional gas project coordinator, and 2 TPDC gas officers. Semi-structured interviews were used to obtain primary data from the key informants and a checklist was used to guide the interviews.

Focus group discussions. The number of group members varied from village to village but it ranged from 10 to 15 members. The groups were formed of different categories of people including youth and women. Participants of FGD did not participate in the household survey. The group discussions aimed to get in depth information from local community members who were affected and participated in the conflict in 2012-2013.

3. Results and Discussion

3.1. Characteristics of the Respondents

The study targeted households who were involved and affected by and during the conflict and had personal experience when the conflict occurred in 2012-2013. During the data collection, all the respondents interviewed were aged 22 years and above. These participants suited the proposition of the study to involve only those of job appropriate ages in accordance with the laws of the country. Those respondents whose age was exactly 22 years during the conduct of this study were 18 years old in 2012 which is the time when the conflict started. The respondents' ages are summarized in Table 1.

Table 1. Socio-economic characteristics of the respondents.

Age (%)						Sex (%)	
22-32 years	33-42 years	43-52 years	53-62 years	63-72 years	> 73 years	Male	Female
32,7	34,7	14,3	7,1	9,2	2	72,4	27,6
Economic activities (%)						Education Level	
Farming	Fishing	Small business	Employment	None	Primary	Secondary	College and above
24,5	19,4	39,8	16,3	4,1	48,0	30,6	17,3

Majority of respondents (67.4%) were aged 22-32 (32.7%) and 33-42 (34.7%). While other age groups had a lower percentage (32.6%) of participation (Table 1). A large

percentage of the first two age groups' participation in the study is they constituted the youth population who are mostly faced with challenges such as poverty, unemployment and the

unequal distribution of benefits of natural resources by the state. They face challenges such as poverty, unemployment and the unequal distribution of benefits of natural resources from the government. This is according to the National Youth Development policy of Tanzania who define youth to include people aged between 15 to 35 years old [14]. This implies that the youth are more energetic and productive but again more affected by the challenges of unemployment and poverty. Youth participation being the majority in this study was due to the unequal benefit sharing and poor implementation of their expectations, such as unemployment and improvement of social services, hence, they were dependants.

Youth unemployment has become a concern in Tanzania with nearly 2.4 million unemployed people. Most of them young-representing 10.7% of the population, situation is more critical to urban youths [15]. Youths as influencers are more pro-actively competent and spend their time online media, if utilized effectively they can find value in making themselves an attractive and marketable in labor market. On the other hand, youth may disrupt peace in their countries, the current events serves as a dramatic examples of the way unemployed young people's issues and opinions can "go viral" via social networking channels. Young people who are mainly unemployed easily to be cheated to join these terror gangs for instance [16]. Youth unemployment is a menace in Tanzania and constitutes a real danger and a threat to Tanzania's long standing peace and security [16]. This agrees with the World Bank report [17] on Nigeria where most of the youth considered their government not to be providing equal benefits of natural resources. According to the World Bank Report [17], out of the 31 million people living in the Niger Delta (24% of the total population), 62% of them are below the age of 30 years. The conflict in the Niger Delta indicates that youth were involved in violence in the Region because of the unequal distribution of oil revenues, as well as unequal and undemocratic control over oil production, and the poor development in the Region [17]. The levels of unemployment and underemployment are higher in the Niger Delta than in any other region in Nigeria, and limit the revenues available for residents to move out of poverty. Youth unemployment in particular is a cause for concern as it has provided a recruiting base for militant groups [17]. However, the remaining age groups that are between 43 to 82 years were seen not to be active in the conflict in the study area due to the reason that most of them have permanent jobs and others are dependents in their families.

The respondents' sex is illustrated in Table 1. Analysis of the respondents' characteristics shows that 72.4% of the respondents interviewed were male whereas 27.6 % of the respondents were female. According to this study, the targeted respondents were the household who participated in the gas conflicts from 2012-13. These respondents were from Kagera Village and Magengeni Village in Mtwara Municipality. With regard to the sex characteristics of the respondents, 72.4% of the respondents were male and 27.6% of the respondents were female. Therefore, it was noted that the conflict was dominated by male participant compared to the female

counterparts. This corresponds with the findings by Care Tanzania [18], which revealed that 'it is easier for a man to become a member of a group or participant in a conflict than a woman'. Women have limited decision making power over everything in many societies [18]. Other hindering factors include cultural practices and the level of education. In other cases where a man is a member of a group, then it is perceived that he automatically represents his wife.

Analysis of the respondents occupational characteristics reveals that 24.5% of the respondents were farmers, 19.4% of the respondents were fishers, 39.8% of the respondents were involved in small businesses such as the operating of small kiosks, brick making or other petty businesses i.e. selling clothes, food and other small community needs. Also 16.3% of the respondents were employed in government and private sectors (Table 1). According to the URT [19], the main economic activity of the people in Mtwara Region is agriculture (over 85%) followed by fishing and forestry. Mtwara Region has potential and opportunity for poverty alleviation through appropriate management of crop markets, to add value to crops and adoption of science and technology in order to increase productivity [19]. The participants who engaged in small business were more in number (39.8%) compared to those engaged in other economic activities because the study was conducted in urban areas of Mtwara District. Most especially in Mtwara Municipality in two villages which were Kagera and Magengeni where most of the residents were involved in small businesses rather than other activities.

Assessment of the education level shows that 48.0% of the respondents had attained primary school education, which is basic education for all Tanzanians, 30.6% of the respondents had secondary level of education, 17.3% of the respondents had attained college education and above, and 4.1% of the respondents had not attended formal education (Table 1). Therefore, it can be said that 95.9% of the respondents had attended school, regardless of their education level. This reveals that the research target age of 22 and above had attained the primary level of education. Unfortunately, primary and secondary education is not enough to get a clear understanding of natural resources management. As a result the local community in Mtwara Municipality has a low level of knowledge about natural resources and its management.

3.2. Duration of a Conflict and Local Community's Participation

At the end of 2012 and early 2013, the local community of Mtwara started to show their opposition to the construction of the pipeline on the premise that the transportation of the natural gas to Dar-es-Salaam would not benefit the southern regions [10]. The researcher investigated to find out the duration of the conflict and revealed that the majority confirmed that the conflict took one year (66.3%), while others replied that it was between 1 year and 4 months (23.5%) as can be seen in Table 2. This implies that the conflict over the gas project took one year which is a long period of time and, consequently, a lot of destruction to properties occurred

as well as human torture.

Table 2. Duration of the conflict.

Duration	Frequency	Percentage, %
One week	1	1.0
One month	13	13.3
Four months	10	10.2
Six months	9	9.2
One year	65	66.3
Total	98	100.0

However, the gas conflict in Mtwara passed through three periods which were the latent conflict, stalemate (hurting) and post-conflict peace building. The latent period involved conflict emergence and conflict escalation while in the hurting period the conflict intensity was high and involved violence. The post-conflict period, (peace building) involved de-escalation/negotiation and dispute settlement which still continues. The expansion of the conflict in Mtwara during 2012-2013 resembled what happened in the Niger Delta where the conflict period escalated in different stages. The conflict in the Niger Delta resembles what was stated by Obi [20] who argues that oil extraction and the inequitable distribution of its benefits are the reasons for the dissatisfaction of the Niger Delta people and the conflict between them, the oil companies and the Nigerian Government who benefit from oil production. This conflict of oil in the Niger Delta has lasted more than four years in different periods which involved latent conflict, escalation conflict and the current peace building, although the conflict still exist [20]. During the conflict in Mtwara the local community actively participated in the conflict at different stages. 92% of the respondents proved to have participated in the conflict from 2012-2013.

3.3. Effects of Conflict on Socio-economic Activities

During the time of the conflict, the economic activities in the Region were under pressure. In Mtwara Municipality, 84.7% of the respondents pointed out that the economic activities were affected by the conflict. During the time of violence, public offices, private agencies, schools, hospitals and other business could not operate because of the unrest and because some business owners were engaged in the conflict. These findings relate to the findings in the Niger Delta conflict because the traditional economic activities of farming and fishing, which have been the major sources of livelihood of the vast majority of the people in Mtwara were affected. It was estimated that up to 70 % of the population in the Niger Delta were fishers and farmers. This inability to fish or farm led to intense poverty and the inability of the people of the Niger Delta to meet the most basic of needs [21].

3.3.1. Availability of Social Services

This study investigated the perceptions of the local community about the availability of social services such as health, education, trading, water, as well as power and security services during the period of violence (Table 3).

Table 3. Availability of the social services during the conflict.

Social Services		Frequency	Percentage, %
Health	All worked	11	11.2
	Few worked	27	27.6
	Non worked	60	61.2
	Total	98	100.0
Education	All worked	2	2.0
	Few worked	23	23.5
	Non worked	73	74.5
	Total	98	100.0
Water supply	All worked	23	23.5
	Few worked	68	69.4
	Non worked	7	7.1
	Total	98	100.0
Power supply	All worked	23	23.5
	Few worked	68	66.3
	Non worked	10	10.2
	Total	98	100.0
Police	All worked	71	72.4
	Few worked	15	15.3
	Non worked	12	12.2
	Total	98	100

The most affected social services were health and education. About 61 (74%) respondents confirmed that those services were not available during the time of violence. In particular, staffs at hospitals and schools were scared to attend work due to violence. Parents, as well, did not send their children to school due to the conflict. However, other basic services like water supply (92.9%) and power supply (89.8%) were available at the time of the conflict. The information about the availability of water was also affirmed by the Regional Gas Coordinator in Mtwara Region who commented that "...there was water shortage, but it was not so high during the violence period." This is to say that the conflict had minimal impact on water supply. This is not far from what happened in Nigeria whereby the negative impact of oil and gas severely affected the traditional means of social and economic activities and created a propensity for conflict and violence. For example, the Niger Delta is a region suffering from administrative neglect, crumbling social infrastructure and services, health and education services, high unemployment, social deprivation, abject poverty, filth and squalor as well as endemic conflict [5; 3]. However, police services were maintained (revealed by 72.4% of respondents) by increasing the number of police present. Even with the increase of the police, the local community continued to oppose the gas project in Mtwara. In the Democratic Republic of Congo, the number of police and military present in natural resource areas had been increasing year to year in order to stop the violence from the local community but also to face the challenge of natural resource curse in their permanent residence [22]. It was also pointed out by the ward executive officers and the villages executive officers from Magengeni and Kagera villages that the gas conflict negatively impacted social services such as health and education in the region.

3.3.2. Effects on Public Offices and Private Agencies

The researcher went onto further investigate whether public offices and private agency activities were affected by the conflict in terms of operation (Table 4).

Table 4. *Effects on offices and agencies.*

Effect	Frequency	Percentage, %
All activities were stacked	83	84.7
Some were not opened during that time	11	11.2
Few organizations did not work	4	4.1
Conflict did not affect	0	0.0
Total	98	100

The findings show that 95.9% of respondents agreed that the activities stacked during the conflict. This indicates that the conflict had a great impact on the working environment which further resulted in socio-economic problems since services were not provided. This is not far from what happened in the oil and gas crisis in Syria where 12.2 million people are in need of humanitarian assistance [6]. Multiple displacements of residents, instability, disruption in Agriculture and many socio-economic activities, hyper-inflation and the destruction of infrastructure were noted as aftermath of oil and gas conflicts in Nigeria [17]. This was also affirmed by the Executive Officers from both Kagera and Magengeni villages who commented that some of the government offices and private agencies were destroyed by the people during the conflict to oppose gas line construction from Mtwara to Dar es Salaam. In addition to that, in an interview with the key informants from the Tanzania Petroleum Development Company (TPDC) admitted that the conflict stopped them from continuing with all company activities in Mtwara. It was confirmed by one of the officers that;

“The Company had to stop its duty until the government resolved the conflict with the local community in Mtwara.”

3.3.3. Effects of the Conflicts on Agriculture and Fishing

All (100%) of the respondents claimed that the conflicts had a great impact on the fishing and agriculture activities. The majority of the respondents (i.e. 86.7%) said that fishers and farmers were affected due to the conflict because they could not engage in Agriculture at all. The remaining 13.3% of respondents reported that production was low. Therefore, the conflict in the study area during 2013 had negative effect on agricultural production and fishing activities. Additionally, it was stated in the two focus group discussions (Kagera and Magengeni Villages) that the local community didn't participate in agricultural and fishing activities because of the violence. During that time, residents feared operations by the police/army forces and as well as the people involved in violence. Police and army forces were unable to distinguish between the people instigating violence and those who were not; thus, both criminals and innocent people were punished. The people participating in violence were very aggressive and did not care about others in the community. Some residents had to hide in the forest while others stayed in their houses in fear of the violence.

During the clashes, the police and violators were both antagonistic groups. The police wanted to maintain peace and security and the people involved in violence expressed their feelings. This violence and attempts by the police to end it

resulted in the deaths of many people, injuries and damage to properties. Similar events occurred in Nigeria's oil-rich Southern Delta Region where the scene of repeated armed clashes among local residents, dissident groups and the military and police occurred. The fight claimed many lives and sporadically disrupted the country main export sector [23].

3.3.4. Effects of Conflict on Income Generation

All respondents pointed out that the conflict affected their income generating activities such as small businesses, farming, fishing activities and employment. Analysis of the information from the field shows that income generating activities were affected. About 73.5% of respondents confirmed that the conflict had effects on job attendance due to both employees and employers not being able to attend their daily duties. This led to significant income loss. Also, 91% of the respondents confirmed that there was loss of production due to the fact that businesses were not able to produce normal production levels because of violence (Table 5). Additionally, loss of clients was detected (64.3%) during the conflict time due to the fear of violence. This coheres with what happened in Syria where the oil and gas crisis has affected the life of the local people. About 12.2 million people are now in need of humanitarian assistance as a result [6].

Table 5. *Effects of conflict on income generation.*

Effects	Frequency (Yes/No)	Percentage, % (Yes/No)
Effects on job attendants	72/26	73.5/26.5
Loss of production	89/9	90.8/9.2
Loss of clients	63/35	64.3/35.7

This was also supported by respondents from the two focus group discussions. For example, the following quote was taken from one of the focus group discussions;

“In most cases the income generating activities were affected since the participation of local community in a conflict affected daily routine of production”.

Additionally, this study investigated income loss during the conflict period and the results shown in Table 6 below. On the basis of these findings, 96% of the respondents revealed that they were not able to attain their basic needs and even income at that time was not enough to sustain the basic needs. This implies that the conflict had a great impact on the socio-economic activities of communities which resulted in the normal standard of living being affected in terms of basic needs and other life necessities.

This finding was also justified in the focus group discussion at Magengeni village with the following argument;

“My family did not get basic needs during violence time because I was afraid of the violence and I did not participate in any income generation activity during the time”.

Table 6. Effects of income loss during the conflict.

Effects	Frequency (Yes/No)	Percentage, % (Yes/No)
Not able to attain basic needs	67	68.4
Not enough to sustain basic needs	27	27.6
Able to attain basic needs	3	3.0
Other necessities apart from basic needs were affected	1	1.0
Total	98	100.0

Data about the money which people lost during the conflict was also assessed. Residents were also asked to quantify, in terms of money, the value of the assets that they lost during the conflict (Table 7). About 28.7% of respondents lost below 1,000,000TSh, whereas majority (51.2%) of the respondents lost between 1,000,000TSh and 49,999,999TSh. Remaining respondents (20.4%) lost between 50,000,000TSh and 99,999,999TSh. This

information was supported by the focus group discussion at Kagera Village who commented that;

“Most of the construction costs of normal houses at Mtwara Municipality are estimated to be 20 to 25 million TSh whereby the houses destroyed during the conflict were at this cost and the businesses which were affected ranged the capital cost between 10 million to 40 million Tanzania Shillings”.

Table 7. Total money loss.

Total Loss (TSh)	Frequency	Percentage (%)
Less than 1,000,000	28	28.57
1,000,000-49,999,999	50	51.2
50,000,000-99,999,999	20	20.4
100,000,000 and above	0	0
Total:	98	100.0

This implies that the majority of community members were affected in one way or another in terms of their asset resources or financial resources as a result of the conflict.

3.3.5. Effect of Conflict on Food Security

Perception of respondents about food security was evaluated as well. Results show that 71.4% of respondents argued that they experienced average shortage of food, while

17.3% of all respondents experienced low shortage of food. The remaining 11.2% of respondents commented that there was a high level of famine (Table 8). However, there was not a single respondent who claimed to have not experienced a shortage of food. This shows that the conflict had a great impact on food security.

Table 8. Effect on food security.

Parameter	Frequency	Percentage, %
Resulted to total famine	11	11.2
Resulted to average famine	70	71.4
Resulted to low famine	17	17.3
No famine	0	0.0
Total	98	100.0

Effect on food availability was also justified by the two focus groups from Magengeni and Kagera villages who commented that their families were affected with the scarcity of food during the time of the conflict. This was due to low production and failure to operate their small businesses that involved buying and selling of food. This finding relates to what happened in Congo where the food security situation is a further indicator of the scope and impact of the Congolese crisis and war. In most parts of DRC, since the outbreak of the first war in 1996, food security has worsened and food production and consumption patterns have changed considerably. Even though reliable and up-to-date national statistics for the war and intra-war period are scarce, the little available data reveal that in these regions, chronic infant malnutrition was over 45% for children under five years old in the North and South Kivu in 2001 [24]. The same survey indicated that 23.5% of women were malnourished in South

Kivu in 2001. Poor food security situation during the second war and shortly after it is also evidenced from a study carried out in South Kivu indicated that up to 83.3% of households limited their food intake to one meal a day during the war [25]. This shows that extreme food rationing was practiced as a coping strategy. However, still more than 40% of households had one or less meals per day; another 40 % was limited to two meals whereas before the war the majority had three meals a day. 83.3% of households limited their food intake to one meal a day during the war [25].

3.4. Effect of Conflict on Security of Local Community

The effect of the conflict on the security of the local community was studied through its effect on women and children, households that did not participate in the conflict but were affected by the violators; the number of residents who died during the conflict and the stress held by the local

community during the time of violence. Analysis of data about the impact of the gas project conflict on women and children shows that all the respondents, i.e. 100% were affected by the conflict. Different effects of the conflict over the gas project

on women and children are pointed. 91% of the respondents pointed that women and children were injured and about 85% were tortured (Figure 2).

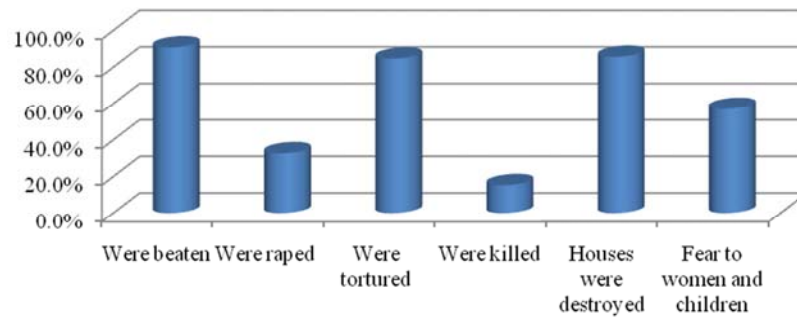


Figure 2. Effect of conflict on women and children.

All the above mentioned problems created fear (57.1%) for the woman and children and they continue to remain uncertain about their lives. Thus, the conflicts had effects on women and children's socio-economic activities. These findings concur with the USAID Report [26] whereby women are particularly affected by the conflict short and long term effects such as sexual violence and unwanted pregnancies as well as degradation or disappearance of social services that affects women and children.

3.4.1. Effect of Conflict on On-violators

Some members of the local community in the study area did not support strikes and related conflicts, but they were affected during the conflict violence. This was revealed by 100% of respondents who commented that some members did not participate in the conflicts but they were affected in different ways by the violators or security forces. The findings show that 95.9% of the respondents claimed that the local people who were against the conflict died during the violence. Their houses were destroyed (100% of responses) and properties stolen (98% responses) as indicated in Table 9. The results show that non violators/non participants in the conflict were affected by the groups of local people who actively participated in the conflict.

However, security forces (army and police forces) resulted in negative effects on both violators and non-violators during the conflict stabilization due to the inability to differentiate between the participants of the conflict. Both violators and non-violators in the Niger Delta conflict particularly in the oil

and gas related activities have been affected in areas such social and economic activities, food security, personal security and physical and mental health care [3].

Table 9. Households Who Did Not Participate in Conflicts But Affected by the Violators.

Effects	Frequency (Yes/No)	Percentage (%) (Yes/No)
Death during the violence	94/4	95.9/4.1
Destroyed houses	98/0	100/0
Property stolen	98/0	100/0

3.4.2. Effect on Local Community's Stress

Also was found out that the conflict in the study area led to stress among the local community, whereby 100% of respondents said that they experienced stresses. The findings show that respondents (i.e. 80.6%) pointed out that when stress occurred it resulted in diseases. This finding is similar to the effects of the oil-related activities in Nigeria which affected people's physical, health (heart attack and mental problems) as a result of stress caused by the impact of conflict [3]. In this study, 82.7% of respondents confirmed they witnessed people who died from stress during the conflict (Figure 3). This was also confirmed by one of the participants during the focus group discussion in Kagera Village who commented that;

"One of my relatives died due to a heart attack that was caused by the stresses during the conflicts".

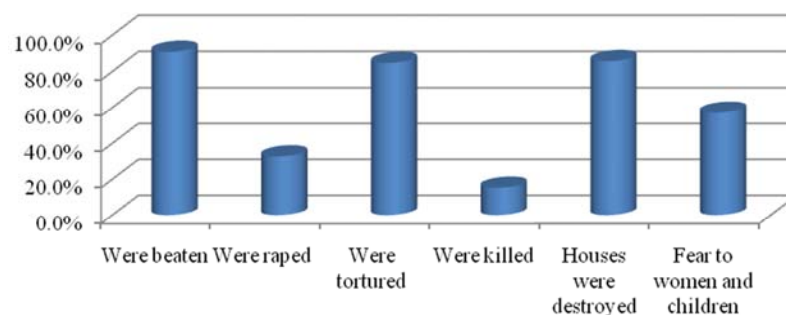


Figure 3. Effect of Stress on Local Community.

Additionally, respondents revealed that stress resulted from the unrest caused by the conflict (i.e. 88.8% of all respondents) because of the long duration of the conflict and the level of violence. Generally, 87.8% respondents commented that stress resulted due to total insecurity during the violence period (Figure 3). All these factors together imply that the natural gas conflict resulted in significant stress on the local community and, in turn, manpower was weakened. The general impact of stress and unrest was reflected in the disruption to social and economic activities.

4. Conclusion

Generally, the conflict in Mtwara Municipality had different effects on the socio-economic activities in the community. The services affected include trading (84%), education (74.5%), security (72.4%), water supply (69.4%), power supply (66.3%) and health services (61.2%). Moreover, the gas conflict negatively impacted on women and children as it was claimed by all respondents. Some women and children were injured, raped, tortured, killed, houses were burnt, and also the conflict created fear. The basic needs for many were not satisfied, children did not attend school, and patients were not able to attend hospitals due to the violence. Moreover, the conflicts resulted in the destruction of daily duties for offices and agencies. The conflict also had a negative impact on income generating activities such as poor job attendance, loss of production and loss of clients. Again, the conflict affected the agriculture and fishing activities of many and, hence, resulted in low production as it was revealed by 86.7% of all respondents. Other impacts were seen the losses of money to some of community members, houses were destroyed, and valuables were stolen. The conflict also affected food and water security. All above mentioned was aftermath of the natural resources conflict in Mwatira in 2012-2013 which significantly stressed the local community.

References

- [1] UN-IFTPA, "The United Nations – Interagency Framework Team for Preventive Action Report", USA. 2012. Pp. 25-46.
- [2] Rosser, A. The Political Economy of the Resource Curse: A Literature Survey. 2006. Pp. 89-96.
- [3] Collier P. and Hoeffler A. (2002). Greed and Grievance in Civil War. Centre for the Study of African Economic. Oxford University, WP 2002-01. (<http://www.csae.oxiac.uk/workingpaper/pdfs/2002-011text-pdf>. [assessed on 20.03.2016]).
- [4] Onyeuku, A. J. Resource curse in Nigeria: Perceptions and Challenges, Central European University, Centre for Policy Studies. 2007. Pp. 21-48.
- [5] UNDP. Niger Delta Human Development Report. Development Programme: United Nations, Abuja. 2006a. Pp. 7-36.
- [6] Save the Children International Report. St Vincent's House 30 Orange Street London WC2H 7HH United Kingdom. 2015. Pp. 25-67.
- [7] UNDP. Macroeconomic policies for poverty reduction: The case of Sudan. Khartoum. United Nations Development Programme. 2006b. Pp. 78-96.
- [8] Patey, L, A. "State Rules: Oil Companies and Armed conflicts in Sudan." The Danish Institute for International Studies. Third World Quarterly. 2007. Vol. 28 No. 5.
- [9] D'Agoût, M. Energy Politics and the South Sudan Referendum: Anatomy of a Resource Curse, Middle East Policy, 2009. Vol. 16, No. 4.
- [10] Simbakalia, J.L. The Economic and Social Research Foundation (ESRF): 2 Challenges Ahead for Tanzania to Build New Capacities for Gas Industry. 2013. Discussion Paper No. 51 Development.
- [11] United Republic of Tanzania (URT). Ministry of Finance: National Bureau of Statistics. Census General Report of 2012. 2013. Dar es Salaam, Tanzania.
- [12] United Republic of Tanzania (URT). The Constitution of the United Republic of Tanzania. Dar es Salaam. 1977.
- [13] Yamane, T. (1967). Statistics: An Introductory Analysis, 2nd Edition, and New York: Harper and Row.
- [14] United Republic of Tanzania (URT). The National Youth Development Policy of 2007, Government Printers, DSM. 2007.
- [15] Africa Development Bank. (2012). Annual report. P. 263.
- [16] Simon P. (2013). Nature of Urban Youth Unemployment in Tanzania: Challenges and Consequences. Presented at REPOA's 19th Annual Research Workshop held at the Ledger Plaza Bahari Beach Hotel, Dar es Salaam, Tanzania. April 09-10, 2013.
- [17] World Bank Report. Niger Delta Social and Conflict Analysis; Sustainable Development Department, Africa Region: Nigeria. 2008.
- [18] Care Tanzania. "Women and Agriculture Project; Gender Analysis Report for Care International Tanzania". 2010.
- [19] United Republic of Tanzania (URT). Ministry of Energy and Natural Resource. Tanzanian energy sector under the universal principles of the Energy Charter Brussels. 2015.
- [20] Obi, C. "Oil extraction, dispossession, resistance and conflict in Nigeria's oil rich Niger Delta", Canadian Journal of Development Studies, 2010. 30(1/2).
- [21] Aworawo, D. Divisive Dividing: Revenue Allocation and Unrest in Nigeria Since the Late Colonial Period. Histotia Actual Online. 28, 2012. Pp. 17-48.
- [22] Global Policy Forum Report. Democratic Republic of Congo. New York, USA. 2013.
- [23] Harsch E. Conflict resources: from "curse" to blessing: Transforming an Africa war risk into a peace asset, Africa Renewal: January 2007, 2007. P. 17.
- [24] United Nations Children's Fund (UNICEF). Multiple Indicator Cluster Survey (MICS), D.R. Congo. 2001.

- [25] Lecoutere, E., Vlassenroot K, and Raeymaekers T. Conflict, institutional changes and food insecurity in eastern D.R. Congo Conflict Research Group, Ghent University, Belgium Africa focus. Volume 22, Nr. 2, 2009. Pp. 41-63.
- [26] United States Agency for International Development (USAID). Woman and Conflict Report. In Introductory Guide for Programming. 2007. P. 29.